

AQUALIZER

INSTANT EMERGENCY & TEMPORARY SELF-ADJUSTING ORAL SPLINT

How the Aqualizer Works.

The Aqualizer contains two fluid filled pads with a channel connecting them. This allows the fluid to move back and forth, balancing and equilibrating the occlusion. The perfect fit anywhere within the envelope of function.

The Aqualizer's "Floating Action" Lets the Muscles Take Over for the First Time.

The muscles themselves correct strain-producing occlusal and mandibular malrelationship accurately, naturally, and in all three planes of space, relieving muscle strain immediately. It is a temporary device, and to the extent that it helps, permanent dental treatment is indicated. Its use life is just a few days, out to maybe a week or so depending on the users clenching, bruxing habits.



TMD Diagnoses and Treatment Begins Without Discluding or Disabling the Muscles.

First, use the Aqualizer to preview the effects of an optimally balanced occlusion. If the Aqualizer relieves pain, occlusal treatment is indicated. Choose the treatment plan (splint, equilibration, orthodontics...) most appropriate for the patient's needs and desires.

Centric Relation and Neuromuscular Bite Registration & Correction Guidance Made Easy

After the Aqualizer has relieved the pain and conditioned the muscles its easy to use bite registration material to transfer the "CR / neuromuscular" Aqualizer position to models for fabrication of diagnostic rehabilitation plates, orthotics and night disengagement plates for bruxism that will be most effective and require fewer adjustments.

Ideal for Patients Waiting for Splint Delivery.

Use the Aqualizer to control symptoms, wearing the splint as little as needed; at night or during day time periods of stress and pain. The Aqualizer is not to be worn for more than eight hours per twenty-four hour period. Replace Aqualizers as needed after they lose their fluid. (Usually a week or two for non-bruxers.)

GREATER EFFECTIVENESS FOR:

Treating TMJ/PDS Symptoms:

Headache, Neck & Shoulder Pain & Stiffness and TMD related pain from trauma and whiplash. You can easily provide fast symptom relief at the first office visit.

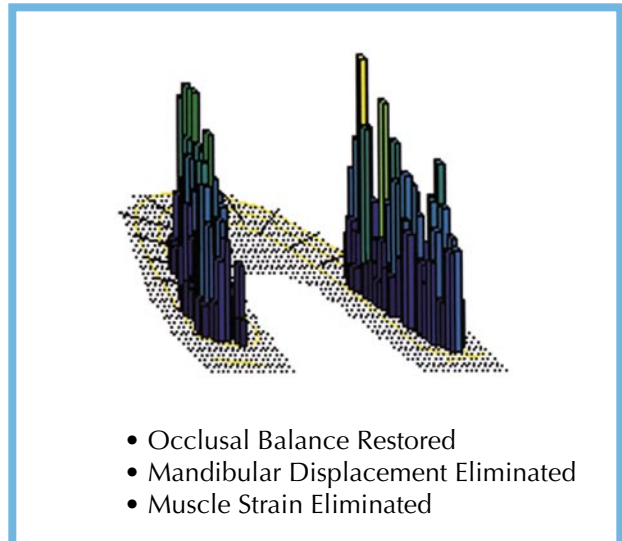
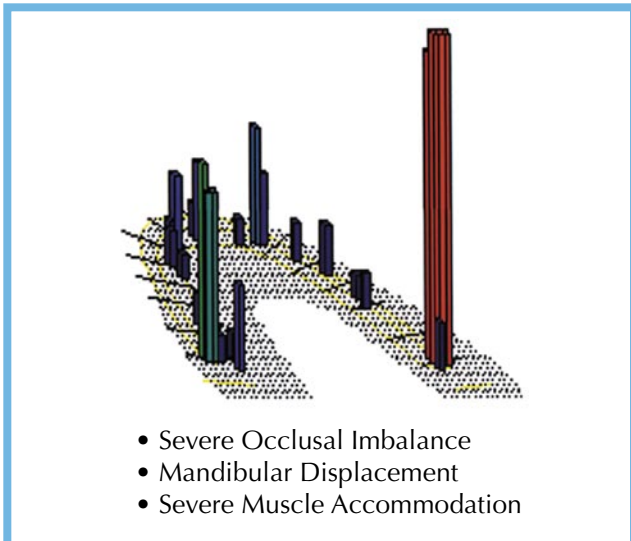
Orthodontics & Cosmetics:

Better functional treatment planning with a preview of harmony between teeth, mandibular position, TMJs and the entire muscle complex. Relief of orthodontic triggered muscle pain during treatment, without inhibiting tooth movement.

Oral Surgery:

Pre-surgical differential diagnoses and post surgical pain and inflammation relief.

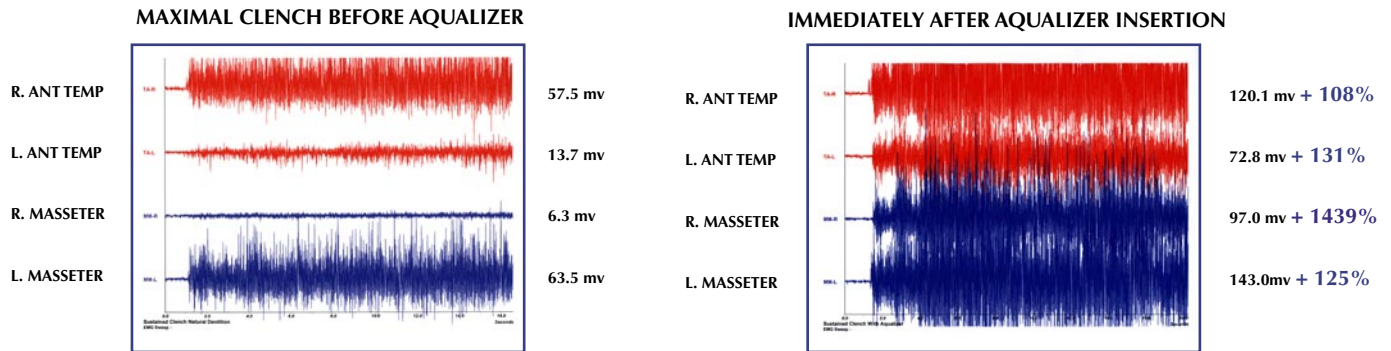
TEKSCAN CLENCH TEST - AQUALIZER INSTANTLY BALANCES THE OCCLUSION



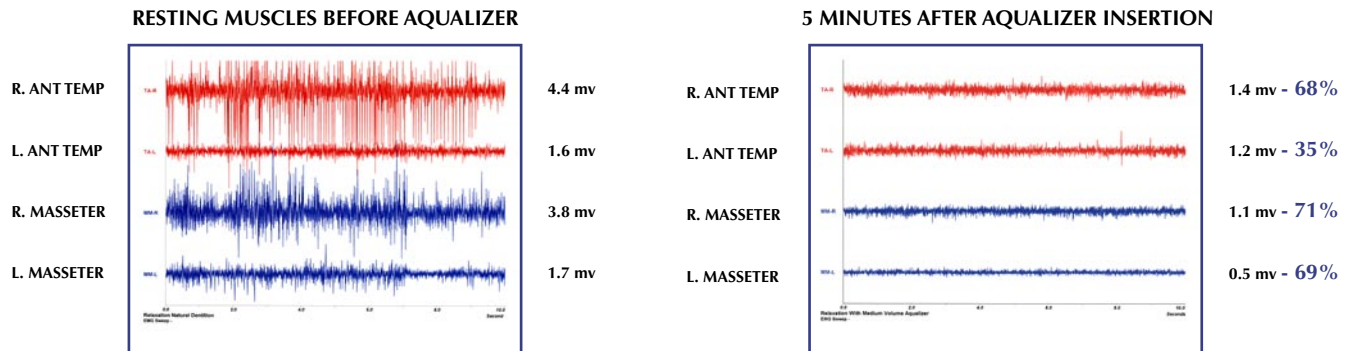
TREATING TMD JUST GOT EASIER

EMG PROOF - INSTANTLY IMPROVED MUSCLE STRENGTH & RELAXATION!

Immediate Increase In Strength:



Fast, Natural Deep Relaxation:



EMG COMPARISON OF RELAXATION TECHNIQUES

Aqualizer Improves T.E.N.S.

